



KEMENTERIAN PERDAGANGAN DALAM NEGERI
DAN KOS SARA HIDUP



e-COMTRAC

ONLINE TRAINING REGISTRATION SYSTEM

[Home](#)[About](#)[Contact](#)[Help](#)[Knowledge Hub](#)[Login](#)

WELCOME TO SSM4U PORTAL

To be a top tier **Corporate Registry** and **Regulatory Authority**.

[REGISTER NOW!](#)[VIEW SERVICES →](#)

e-COMTRAC

1 January 0 | 12:00:00



COMTRAC

Companies Commission of Malaysia
Training Academy

Explore our courses and enroll

[Register Now](#)

@SSMOFFICIALPAGE

1. STEP 1
Find Your Training

2. STEP 2
Enrol

3. STEP 3
Enjoy & Learn

Table of contents

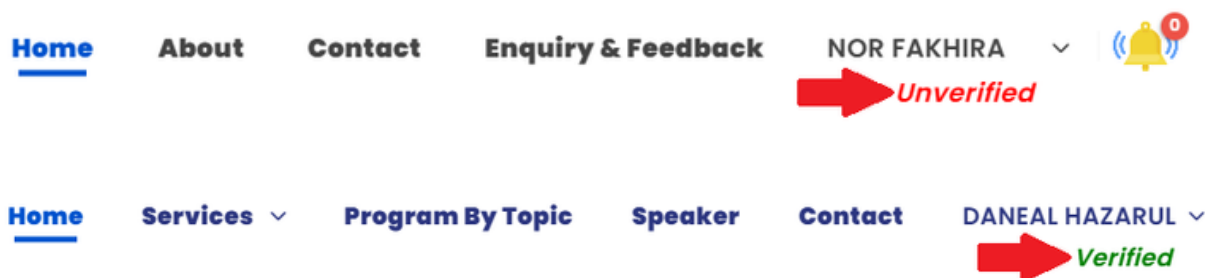
How to register for SSM Corporate Training Programme through SSM4U

Login to SSM4U	1-3
Registration for SSM Training Corporate Programme	4-12

Login to SSM4U

Note: Registration for training programmes **does not require ID activation.**

- 01 Visit <https://www.ssm4u.com.my/> and click 'Login'
- 02 Enter the email address and password that were set during registration.
- 03 Click the 'Sign In' button.
- 04 'Unverified' or 'Verified' status will appear if users did not activate their account or did activate it, as shown in the image below:



'Unverified Users' can only access non-core services, such as:

- e-COMTRAC
- XCESS
- DCTC Reader & Checker
- e-Search
- e-Compound
- e-Query
- Striking Off

Login to SSM4U

Meanwhile, 'Verified Users' can access core and non-core services, such as:

a) Core services:

- MBRS;
- MyLLP; and
- e-BOS;

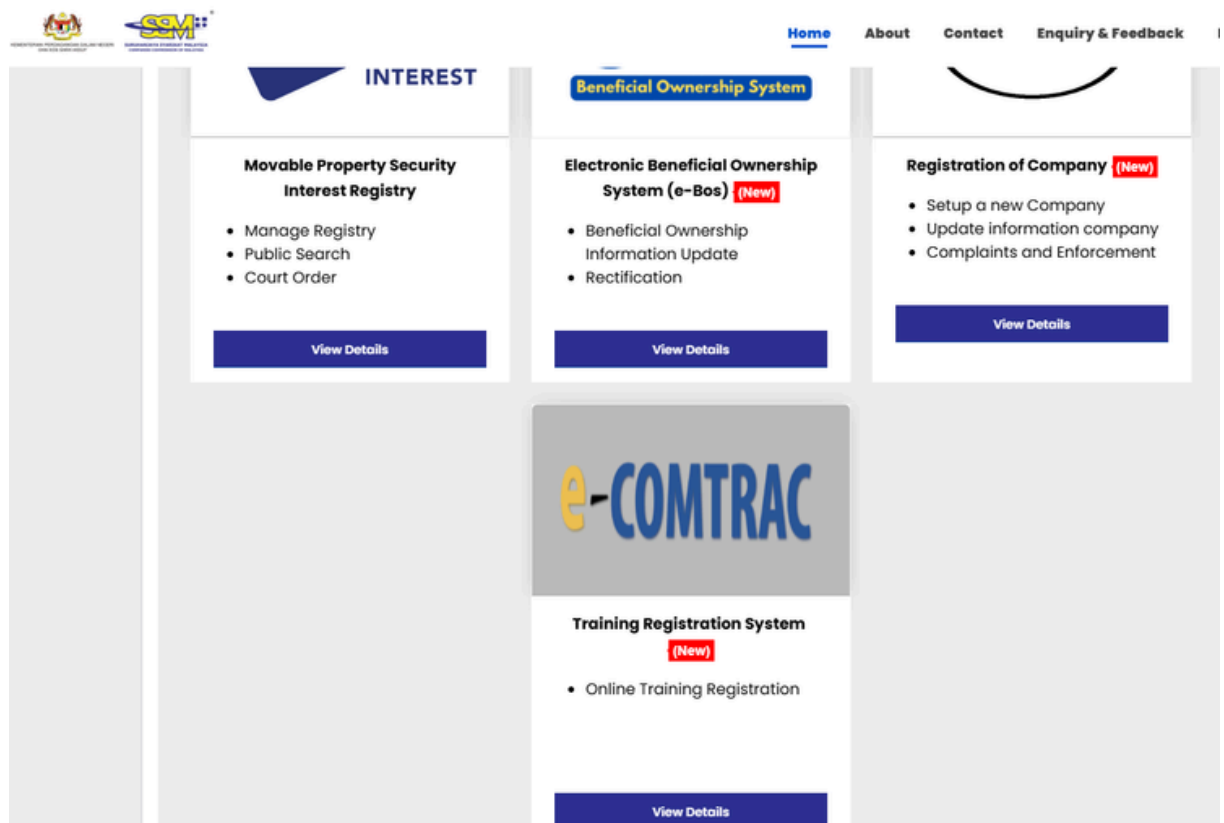
b) Non-core services:

- e-COMTRAC;
- XCESS;
- DCTC Reader & Checker;
- e-Search;
- e-Compound;
- e-Query; and
- Status 308/550

Login to SSM4U

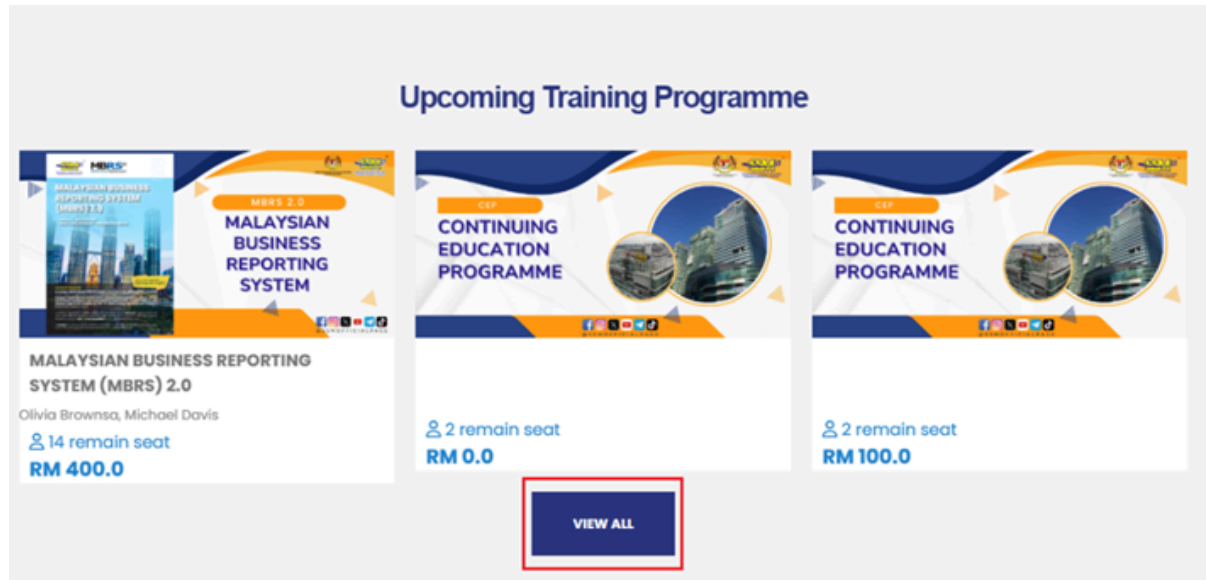
05

You will find e-COMTRAC at the SSM4U Main Page. Click View Details button to register for SSM Training Programmes.



Registration for SSM Training Corporate Programme

- 01 Find your training by clicking the 'View All' button.



- 02 You can filter training based on Category, Training Name, Training Venue & Date.

The screenshot shows the 'Find Your Training' section. On the left is a search form with fields for Training Category, Training Name, Training Venue, Date From, and Date To, along with a Search button. On the right are two training cards: 'CORPORATE TALK : SESSION 1' and 'MALAYSIAN BUSINESS REPORTING SYSTEM (MBRS) 2.0'. The search form is highlighted with a red box.

Find Your Training

Training Category: --Please Select--

Training Name:

Training Venue:

Date From:

Date To:

Search

CORPORATE TALK : SESSION 1

CP-001/21/CT/WEB

31 Jul 2024-30 Dec 2050

8.00 AM-5.00 PM

29 remain seat

RM 0.0


MALAYSIAN BUSINESS REPORTING SYSTEM (MBRS) 2.0


Registration for SSM Training Corporate Programme

- 03 Choose the training you want to participate in. You can check **(a) Available Seat**, **(b) Download Training Brochure** & click **(c) Add Participant** button to register for the training programme.

Description	
Training Code CP-003/24/TEST/WEB	Training Start Time 10:00AM
Training Name TESTING UAT V2	Training End Time 11:00AM
Training Date 31/01/2025 - 31/01/2025	CPE Point 1
Registration Closing Date 30/01/2025	Training Venue WEBINAR
Course Fee - Standard RM 150	Course Fee - Licensed Secretary and Members of Prescribed Bodies RM 100
Speakers	

(a) Available Seat
19 seat(s) left

(b) Training Brochure


(c) 

- 04 Next, key in the Participant's Information and click 'Submit' button. Please ensure that all fields marked with * are filled in.

Participant Information ×

IC No*

Cancel

Date of Birth**

Name*

Mobile No*

Phone No.*

Email*

Designation*

Occupation*

Company*

Gender*
☐ FEMALE ☐ MALE

Fee Type*
☐ License Secretary ☐ Member of Prescribed Body ☒ Standard



Fee

Registration for SSM Training Corporate Programme

05

Upon clicking 'Submit' button at Step no.4, you will be able to view participant(s) details. You should check the details thoroughly and click 'Submit Payment' button.

The screenshot displays a web interface for the SSM Training Corporate Programme. At the top, there is a 'Show' dropdown menu set to '10' and a 'Search:' input field. Below this is a table with the following columns: 'Bil', 'Name', 'IC No', 'Amount', and 'Action'. The table contains one entry with 'Bil' 1, 'Name' and 'IC No' masked with 'XXXXXX', and 'Amount' 150.0. The 'Action' column contains two icons: a red house icon and a red square icon. Below the table, it says 'Showing 1 to 1 of 1 entries' and has 'Previous', '1', and 'Next' navigation buttons. Below the table is a 'Payment Method' section with two radio buttons: 'Online Payment' (selected) and 'LPO Payment'. At the bottom of this section is a blue 'Submit Payment' button, which is highlighted with a red box and a red arrow pointing to it.

Bil	Name	IC No	Amount	Action
1	XXXXXX	XXXXXX	150.0	 

Showing 1 to 1 of 1 entries

Previous 1 Next

Payment Method

☒ Online Payment ☐ LPO Payment

Submit Payment

Notes:

a) Please submit your application within **15 minutes**. Otherwise the system will automatically cancel your transaction and you will lose your seat(s). Please re-apply if you wish to proceed.

b) **LPO Payment** is applicable for **Government Agencies Only**. Please attach the Local Purchase Order as a Supporting Document. Letter of Undertaking will not be accepted. This application is subject to approval by the SSM Officer.

Registration for SSM Training Corporate Programme

06 Check your Payment Details and click “Pay Online” button to proceed to payment gateway.

Payment Page

18 December 2024 | 15 : 48 : 42

Payment Details

Item Description	Quantity	Amount before Tax (RM)	Tax (RM)	Total including Tax (RM)
CP-003/24/TEST/WEB - Special Fee (NOR FAKHIRA (921217896789))	1	150.00	0.00	150.00
Total (RM):		150.00	0.00	150.00
Total Amount (RM): 150.00				

Name* (a)

NRIC No. / MyCoID No. / Business Registration No. / LLP No.* (b)

Address* (c)

PAY ONLINE

Note: For the purpose of claiming with HRD Corp, in sections (a), (b) & (c), please enter the company name instead of individual name.

Registration for SSM Training Corporate Programme

07 Select your preferred payment method and click 'Submit Payment' button.

Time Remaining : 08 Minutes 45 Seconds

\$ Payment Details

Order ID

CP2024121800001

Payment ID

TXS2024121800001

Payment for

SSM ECOMTRAC Payment

Total

MYR 150.00

Pay with Credit or Debit Card

Credit or Debit Card

Cardholder Name

Name appears on your card

Card Number

Card Types

VISA

Expiration Date

MM / YYYY

CW

CW2

MasterCard

Verified by VISA

Secured by

Submit Payment

Other Payment Methods

MY (MYR 150.00)

FPX

Retail Internet Banking

Corporate Internet Banking

Select Bank

By clicking on the "Proceed" button below, you agree to [FPX's Terms Conditions](#)

Proceed

08 If payment is successful, the Invoice Receipt shall display information as follows:

INVOICE

19 December 2024 | 10 : 49 : 09

OFFICIAL RECEIPT

SAMPLE

SURUHANJAYA SYARIKAT MALAYSIA

SSM

MENARA SSM@SENTRAL, No 7 Jalan Stesen Sentral 5 Kuala Lumpur Sentral, 50623 Kuala Lumpur.

Tel: +603 2299 4400 Email: enquiry@ssm.com.my Website: www.ssm.com.my

XXXXXXXXXX

Receipt No

: RX20241219000001

Reference No.

: CP20241219000001

Payment Mode Detail

: HostSim

Approval Code

:

Payment Mode

: DD

Transaction ID

: TXS20241219000001

Payment Date

: 19/12/2024 10:46:06 AM

NO.

DESCRIPTION

AMOUNT (RM)

1

CP-003/24/TEST/WEB - Special Fee

150.00

PRINT

Total

150.00

Amount Received

150.00

Perniagaan anda bermula di SSM

this computer print does not require a signature

Registration for SSM Training Corporate Programme

09

Upon successful transaction, there will be an email notification to applicant and participant(s).

a) Payment Notification

Dear ~~XXXXXXXX~~

Your payment of MYR 300.00 to **PRODUK PORTAL SSM** has **confirmed**, thank you for making payment using eGHL payment services.

Payment Receipt **SAMPLE**


Transaction Date	:	26 Nov 2024 12:57:16 PM
Merchant Name	:	
Merchant Txn ID	:	TXS2024112600002
Order Number	:	CP2024112600003
Product Description	:	SSM ECOMTRAC Payment
Payment Method	:	
eGHL Txn ID	:	
Amount	:	MYR 300.00

Please do not reply to this email. This mailbox is not monitored and you will not receive a response.

Registration for SSM Training Corporate Programme

10

You can view your application and download Training Confirmation Slip at Services > My Training List > Action  > Download Confirmation Slip.



Home **1** **Services** **Program By Topic** **Speaker** **Contact** DANEAL HAZARUL **Verified**

Order Transactions

Transaction Code

Status

--Please Select--

Search

MY TRAY

My Training List **2**

My Request For SSM Speaker List

Certificate Orders

QUICK LINK

FAQ e-COMTRAC

Terms and Conditions

User Manual e-COMTRAC

User Manual Download Certificate

User Manual Purchase of Certificate

Video SSM Training Programme

Video e-COMTRAC

OTHERS

Request For SSM Speaker

Purchase Certificate

24 | 11:03:55

1

CP2024121900001

CP-003/24/TEST/WEB

Training Name

Payment Success

19/12/2024 10:48:38 AM

Action **3**

Transaction Code

CP2024121900001

Training Code

CP-003/24/TEST/WEB

Create Date

19/12/2024 10:45 AM

Training Name

Training Start Time

10:00AM

Training End Time

11:00AM

listParticipant.cpePoint

1

Training Venue

WEBINAR

Receipt Number -

Lou/Loa Reference Number -

Invoice Number -

Status

Payment Channel

EZBIZ

Lodger UserID

DANEAL HAZARUL

Ic Number

SSM2024123456

Telephone No.

0134130563

Total Pax

0 Pax

Amount

RM 0.00

Email


danealhaz@gmail.com

PARTICIPANT LIST

Show

10

entries

No.	Name	Ic Number	Email	Telephone No.	Amount	Action
1					150.0	

Showing 1 to 1 of 1 entries

Download Confirmation Slip



Back

10

Registration for SSM Training Corporate Programme

11

You can view your payment transaction report and print your official receipt at Payment Transaction.



[Home](#) [Services](#) [Programmes By Topics](#) [Speakers](#) [Contact Us](#) [XXXXXXXXXX](#) Verified

Payment Transaction

Transaction ID

App Ref No

Status

--Please Select--

Training Code

MYTRAY

Training List

Payment Transaction

Request For SSM Speaker List

Certificate Orders

QUICK LINK

FAQ e-COMTRAC

Terms and Conditions

User Manual e-COMTRAC

User Manual Download Certificate

User Manual Purchase of Certificate



OTHERS

Request For SSM Speaker

Purchase Certificate

January 2025 | 16 : 49 : 34

Date To



[Home](#) [Services](#) [Programmes By Topics](#) [Speakers](#) [Contact Us](#) [KANEZIN A/L RAMASAMY](#) Verified



Search

Search

Show

10

entries

No	Request Date	Transaction ID	Approval Code	Receipt No	Payment Mode	Credit Card No	Amount (RM)	Payer Name	Payer ID	Status	Action
1	16/10/2024 04:20:10 PM	E2024101603670		EB20241016002885	DD	FPXD	350.00	DSKY MANAGEMENT SDN BHD	834224-	SUCCESS	<div></div>

Showing 1 to 1 of 1 entries

Previous

1

Next

Registration for SSM Training Corporate Programme

Search


Show 10 entries

No	Request Date	Trans ID
1	16/10/2024 04:20:10 PM	E2024

Showing 1 to 1 of 1 entries

Download Excel

OFFICIAL RECEIPT

 **SURUHANJAYA SYARIKAT MALAYSIA**
MENARA SSM@SENTRAL, No 7 Jalan Stesen Sentral 5 Kuala Lumpur Sentral,
50623 Kuala Lumpur.
Tel:+603 2299 4400 Email: enquiry@ssm.com.my Website: www.ssm.com.my

DSKY MANAGEMENT SDN BHD
834224-T
SUITE 6.01 LEVEL 6 WISMA PARADISE NO. 63 JALAN AMPANG
50450 KUALA LUMPUR

Receipt No : EB20241016002885
Reference No. : CP2024101600083
Payment : FPYD

EZIN A/L RAMASAMY
Verified

Payer ID Status
834224- SUCCESS

Previous

Contact Information



@ S S M O F F I C I A L P A G E

 03-7721 4000

 enquiry@ssm.com.my

 Complaints & Feedback

 SSM Chat / SSM Live Chat

 www.ssm.com.my
